

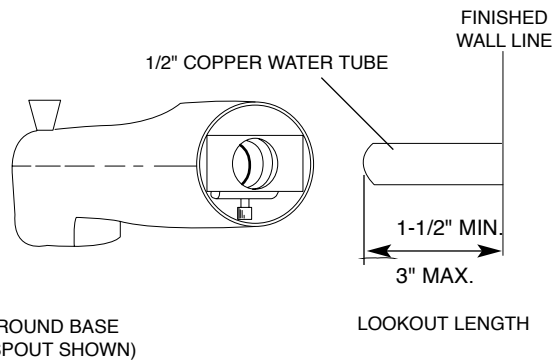


MT531C

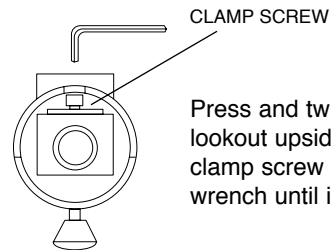
## Slip Fit Spouts

### WITH THE "O"-RING SEAL

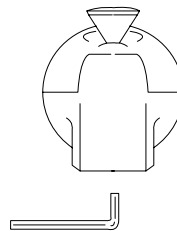
The spouts are specifically designed to permit the use of copper water tube on drops and lookouts.



Lookout must be free from deep scratches, dents, kinks or bends. The cut-off end must be free from burrs inside and out. The edge must not be rolled inward from a dull tubing cutter.



Press and twist the spout onto the lookout upside down. Tighten the clamp screw with a 5/32" hex wrench until it just starts to bind.



Turn spout upright into position against the wall and finish tightening the clamp screw by hand. The use of pliers or another wrench on the hex wrench is not necessary. Do not overtighten.

MT531C MAY 02

© Copyright, 2002  
Moen Incorporated  
Printed in U.S.A.